

# The Sounds of oi and oy Set



Written by Cherry Carl

Illustrated by Ron Leishman

Images©Toonaday.com/Toonclipart.com



## -oy Word Family List

boy

ahoy

coy

annoy

joy\*

destroy

play

employ

Roy

corduroy

soy

overjoy

toy

Troy



## Sounds of -oi Word List

boil\*

choice

joint

broil

voice

point

coil

appoint

foil

void

viewpoint

oil

avoid

disappoint

soil

spoil

coin

noise

toil

join

poise

recoil

sirloin

turquoise

turmoil

# Jump for Joy!

(oy)


(Tune: Baa, Baa, Black Sheep)

My little sister's name is Joy  
and when she got a brand new toy,  
she jumped up and down; she was overjoyed!  
Grandma said that she jumped for joy,  
so what do you say when the toy's for a boy?  
He was so happy that he jumped for Roy?




# Cut and Paste: oy and oi

voice		joy	
toil		noise	
point		toy	
choice		boil	



# Cut and Paste: oy and oi

royal		annoy	
oil		spoiled	
destroy		boy	
soil		loyal	



# Finish and Write: Sounds of oy and oi

Say the name of each picture. Add **-oy**, **oil**, **oint** or **-oice** to finish writing the word.



t



b



p



ch



t



j



b



v



s

# Circle and Write: oy



Look at the picture in each box. Circle the word that matches the picture. Write the word on the lines.

1.



toy  
tie

\_\_\_\_\_

-----

\_\_\_\_\_

2.



jay  
joy

\_\_\_\_\_

-----

\_\_\_\_\_

3.



boy  
bay

\_\_\_\_\_

-----

\_\_\_\_\_

4.



royal  
radar

\_\_\_\_\_

-----

\_\_\_\_\_

5.



legal  
loyal

\_\_\_\_\_

-----

\_\_\_\_\_



# More Circle and Write: oy



Say the name of each picture. Read the words and circle the word that names the picture. Write the word under the picture. Make a picture for the last two words.



joy

toy

---

---

---



bay

boy

---

---

---



toy

try

---

---

---



any

annoy

---

---

---



royal

ready

---

---

---



legal

loyal

---

---

---



destroy

detour

---

---

---

ahoy

coy

---

---

---

# X's and O's



A cartoon girl with short hair is holding a comb. The entire illustration is crossed out with a large, dashed 'X'.	A cartoon girl wearing a graduation cap and gown is standing with her hands clasped. The entire illustration is enclosed within a dashed circular line.	A cartoon teacher is standing next to a whiteboard. The whiteboard has three math problems: $5+4=$ , $5-4=$ , and $5 \times 4=$ . There are small clouds of smoke next to the second and third equations. A large apple sits on a desk in front of the whiteboard.
A cartoon fisherman is on a small boat, holding a fishing rod. The boat has the word 'fisher' written on its side.	A cartoon dog is running to the left, carrying a bone in its mouth.	A cartoon boy is holding a small cat. The cat is looking up at the boy.
A cartoon dog is standing next to a boy who is holding a book. The dog is looking at the boy.	A cartoon boy is running to the right, carrying a book under his arm.	A cartoon boy is holding a large snake. The snake is coiled around his arm.
A cartoon boy is sitting at a piano, playing it. There are musical notes floating around the piano.	A cartoon boy is playing a guitar. He is looking at the guitar with a focused expression.	A cartoon king is wearing a crown and holding a scepter. He is looking towards the viewer.

Directions for teacher/parent: Students circle each picture that has the oy spelling. They make an x on each picture that does not have the oy sound.

# oy See, Say, Spell and Write



\_\_\_\_\_

-----

\_\_\_\_\_



\_\_\_\_\_

-----

\_\_\_\_\_



\_\_\_\_\_

-----

\_\_\_\_\_



\_\_\_\_\_

-----

\_\_\_\_\_

destroy

annoy



# Alphabet Avenue

Place the words below in alphabetical order.

1. _____ ----- _____	7. _____ ----- _____
2. _____ ----- _____	8. _____ ----- _____
3. _____ ----- _____	9. _____ ----- _____
4. _____ ----- _____	10. _____ ----- _____
5. _____ ----- _____	11. _____ ----- _____
6. _____ ----- _____	12. _____ ----- _____

ploy  
coy

buoy  
employ

ahoy  
Roy

annoy  
destroy

enjoy  
boy

joy  
soy



# Cloze the Gap! (oy/oi)

Read the following sentences. When you come to a blank space use words from the word bank to fill in the blanks and make sense. Reread your sentences to double check your choices!

1. A little \_\_\_\_\_ grows up to be a man.
2. What new \_\_\_\_\_ did you get for Christmas?
3. When you are very happy you have a feeling of \_\_\_\_\_.
4. The sailor cried, "Ship \_\_\_\_\_!"
5. Which sport do you \_\_\_\_\_ watching on T.V.?
6. Sometimes my little brother can really \_\_\_\_\_ me!
7. A large earthquake can \_\_\_\_\_ a city.
8. A dog is a faithful and \_\_\_\_\_ pet.
9. The king is a \_\_\_\_\_ leader of his country.
10. My mom has a beautiful singing \_\_\_\_\_.
11. Ice cream is my first \_\_\_\_\_ for dessert!
12. Grandma says it's not nice to \_\_\_\_\_!

## Word Bank

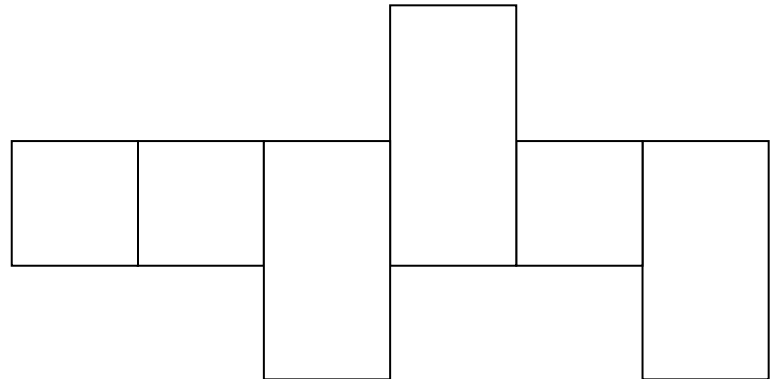
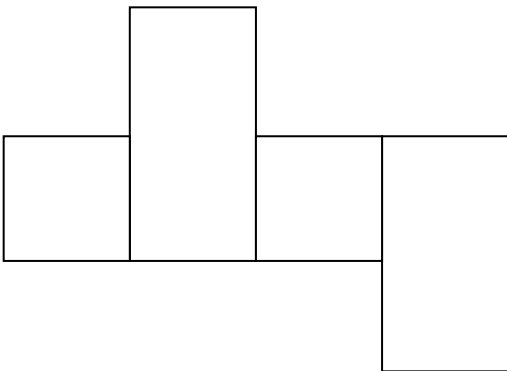

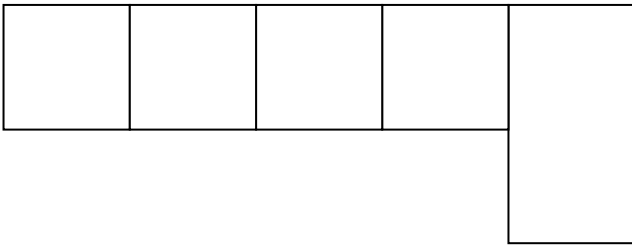
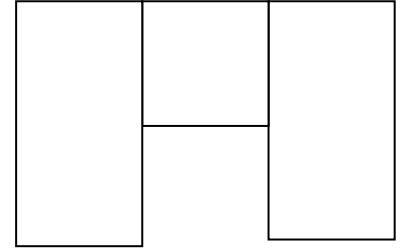
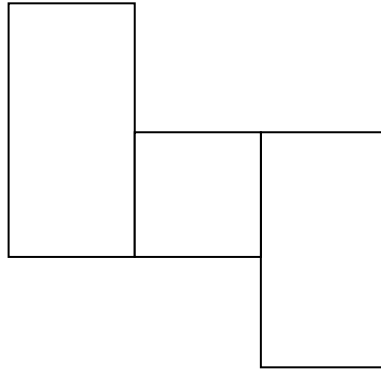
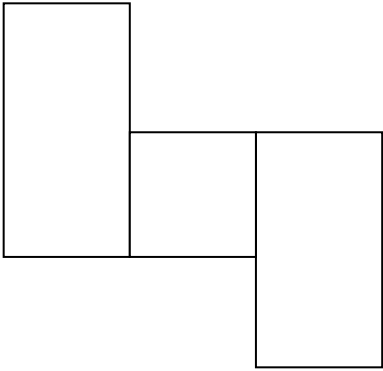
enjoy	annoy	loyal	boy	choice
toy	voice	joy	point	destroy
ahoy	royal			

# Score With Scrabble!

SCORE

B <sub>3</sub>	O <sub>1</sub>	Y <sub>4</sub>							
C <sub>3</sub>	O <sub>1</sub>	Y <sub>4</sub>							
J <sub>8</sub>	O <sub>1</sub>	Y <sub>4</sub>							
P <sub>3</sub>	L <sub>1</sub>	O <sub>1</sub>	Y <sub>4</sub>						
S <sub>1</sub>	O <sub>1</sub>	Y <sub>4</sub>							
T <sub>1</sub>	O <sub>1</sub>	Y <sub>4</sub>							
A <sub>1</sub>	H <sub>4</sub>	O <sub>1</sub>	Y <sub>4</sub>						
A <sub>1</sub>	N <sub>1</sub>	N <sub>1</sub>	O <sub>1</sub>	Y <sub>4</sub>					
D <sub>2</sub>	E <sub>1</sub>	S <sub>1</sub>	T <sub>1</sub>	R <sub>1</sub>	O <sub>1</sub>	Y <sub>4</sub>			
E <sub>1</sub>	N <sub>1</sub>	J <sub>8</sub>	O <sub>1</sub>	Y <sub>4</sub>					
E <sub>1</sub>	M <sub>3</sub>	P <sub>3</sub>	L <sub>1</sub>	O <sub>1</sub>	Y <sub>4</sub>				

# Configuration Station: oy







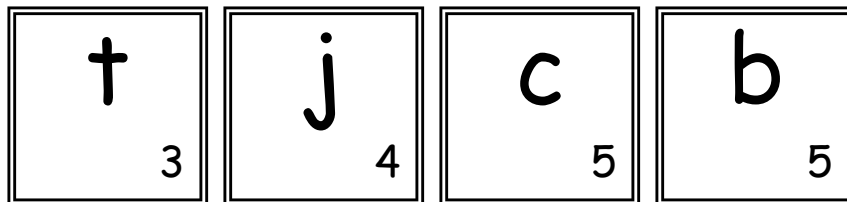
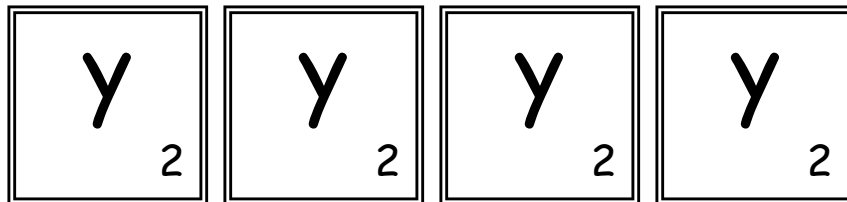
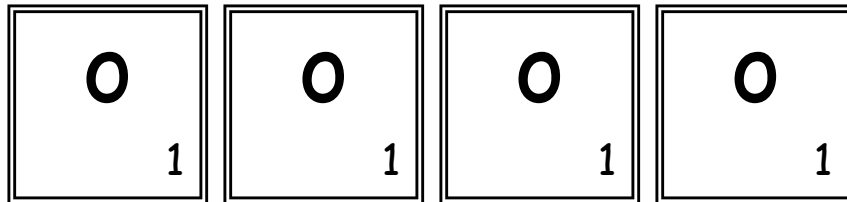
Word Bank			
boy	annoy	employ	toy
enjoy	joy	ahoy	



# What's it Worth? (oy)

(cut, spell, glue and add)





# Word Search: oy

e	m	p	l	o	y	z	b	o	y
n	v	l	o	i	g	f	u	w	x
j	r	o	y	a	l	v	o	z	a
o	x	y	a	w	h	u	y	i	n
y	z	p	l	o	y	g	c	f	n
w	j	o	y	x	f	t	o	v	o
i	d	e	s	t	r	o	y	z	y
z	f	v	a	h	o	y	w	i	x

boy  
enjoy

annoy  
joy  
loyal

employ  
ahoy  
royal

toy  
destroy  
buoy

ploy  
coy

joy



toy



boy



coy



loyal




royal



annoy



destroy



boil



toil



oil



soil



spoiled



point



point



disappoint



choice




noise



avoid



void



coin



voice





# oy Partner Puzzles

Print the Partner Puzzle on vellum. Laminate for durability or print in gray scale for children to cut, color and glue.

joy



boy



toy



coy



# oil Partner Puzzles

Print the Partner Puzzle on vellum. Laminate for durability or print in gray scale for children to cut, color and glue.

soil



boil



toil



# oy Words and Pictures for Sorts and Stuff

-oy Pictures and Words



-oy Pictures and Words

toy

-oy Pictures and Words



-oy Pictures and Words

joy

-oy Pictures and Words



-oy Pictures and Words

boy

-oy Pictures and Words



-oy Pictures and Words

royal

# oy Words and Pictures for Sorts and Stuff

-oy Pictures and Words



-oy Pictures and Words

loyal

-oy Pictures and Words



-oy Pictures and Words

coy


-oy Pictures and Words



-oy Pictures and Words

annoy

-oy Pictures and Words



-oy Pictures and Words

destroy

# oil Words and Pictures for Sorts and Stuff

-oil Pictures and Words



-oil Pictures and Words

boil

-oil Pictures and Words



-oil Pictures and Words

toil

-oil Pictures and Words



-oil Pictures and Words

oil

-oil Pictures and Words



-oil Pictures and Words

soil

# oil Words and Pictures for Sorts and Stuff

-oil Pictures and Words



-oil Pictures and Words

spoiled

# oint Words and Pictures for Sorts and Stuff

-oint Pictures and Words



-oint Pictures and Words

point

-oint Pictures and Words



-oint Pictures and Words

disappoint

# oy Family Word Slide

\_\_\_\_\_  
oy  
\_\_\_\_\_



oy Family Word Slide  
(Sound Blending)

Print on vellum, cut, and laminate for durability. Cut the top and bottom slits to the left of the rime chunk for the slide. Model proper use for students: blending to form and say new words.





Tr

t

s

R

j

c

b

# oy Stationery

boy, coy, joy, ploy, Roy, soy, toy, Troy, ahoy,  
annoy, destroy, employ, enjoy

Write sentences or a story with -oy words of your choice.

Handwriting practice lines consisting of solid top and bottom lines with a dashed middle line, repeated ten times.



\_\_\_\_\_oy

\_\_\_\_\_oy

\_\_\_\_\_oy

\_\_\_\_\_oy

\_\_\_\_\_oy

\_\_\_\_\_oy



My -oy Book



My -oy Book